













NOME: _____

DATA: ___/___/___

TRILHA SILÁBICA – LETRA H




1. COLE A SÍLABA QUE CORRESPONDE A CADA FIGURA:

NOME: _____ DATA: ___/___/___




















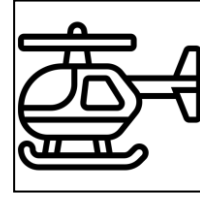
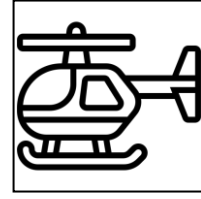
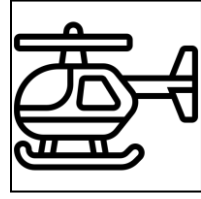
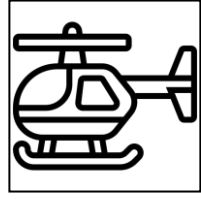
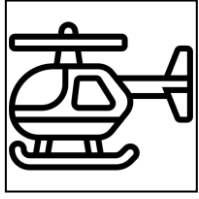
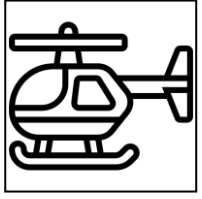
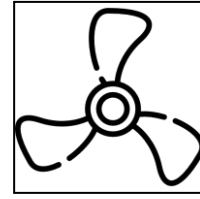
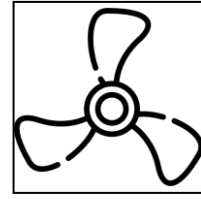








TRILHA SILÁBICA – LETRA H



1. COLE A IMAGEM QUE CORRESPONDE A CADA SÍLABA:

HE		HO		HO	
HO					
	HE		HI		HE





HE

HE

HE

HE

HE

HE

HO

HO

HO

HO

HO

HO

HO

HO

HO

HO

HO

HO

HE

HE

HE

HE

HE

HE

HI

HI

HI

HI

HI

HI

HE

HE

HE

HE

HE

HE

HO

HO

HO

HO

HO

HO



**

Oi prof, tudo bem?

Você está recebendo um material produzido pela professora Érica Etiene.

Os materiais que produzo são pensados para promover a aprendizagem de forma efetiva e cheia de intencionalidade.

Os materiais disponibilizados são protegidos pela lei de direitos autorais e não devem ser compartilhados sem autorizações.

Conto com sua colaboração na divulgação do meu trabalho através das minhas redes sociais:



Faça um bom uso do material!
Dúvidas: plannerdaetieneprof@gmail.com

